


WOODMERE

ARTISTS IN BLOOM

ACTIVITY WORKBOOK

PORTRAITS

TELLING THE STORY OF
PHILADELPHIA'S
ART AND ARTISTS



This workbook is designed to be viewed as a booklet with facing pages.
To view this document as intended, please download and open the pdf. Enjoy!

WELCOME!

Portraits are a representation of a person or animal. Looking at portraits helps us learn all sorts of things about the people and animals portrayed. We may discover where they are from, things they like to do, and imagine how they may feel.

In this workbook, you will explore the different ways that artists create portraits. Artists use color, light and shadow, texture, and pattern to express a personality and mood. The features of a face or a particular pose will convey emotions. Clues such as clothing, objects, pets, and other people will tell a story about a person.

Some of the portraits are realistic representations, some are imaginary. Let these artworks inspire you to create your own portraits.

Here are some basic guidelines for drawing a face:

- An oval shape is generally used for a face.
- The placement of facial features, (eyes, nose, mouth, and ears) can be found by drawing a vertical line down the middle and a horizontal line across the middle. See the blue lines in the diagram.

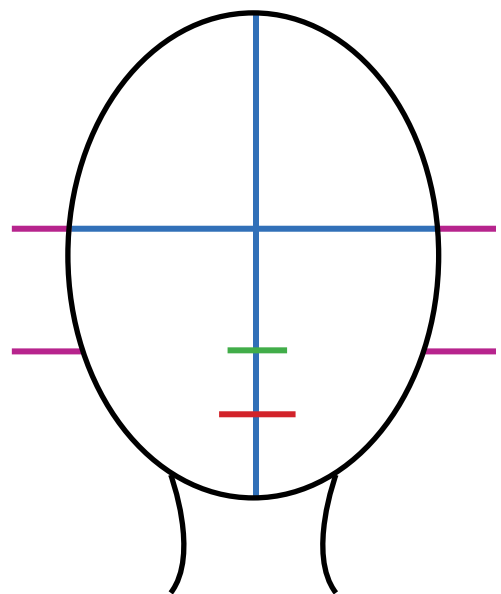
Draw two curvy lines under the oval to create a neck.

Eyes are located in the middle of a face, along the **BLUE** horizontal line.

The bottom of a **nose** is located halfway between the eyes and the chin, where you see the **GREEN** line.

The **mouth** is halfway between the bottom of the nose and the chin, where you see the **RED** line.

Ears are located between the eyes and the bottom of the nose, where you see the **PURPLE** lines.





EDITH NEFF

American, 1943-1995

Triptych

1967

Oil on canvas

Woodmere Art Museum:

Gift of Dr. Maria B. Smith, 2012

Edith Neff's painting, *Triptych*, is a triple portrait of her mother, Ruth Smith, at three different times in her life. **Colors** are used to link the three panels together. In all three images, Ruth Smith wears something orange.

The first image is of Ruth Smith as a child living in Russia (an area that is now part of Ukraine). She stands by herself. What is she wearing? Is she inside or outside? What do you see that tells you that? Look at her face. Imitate her facial expression. What do you think she is feeling?

Find Ruth Smith in the second image. Who do you think is with her? Here, Ruth is a mother standing with two of her daughters. The red-haired little girl is the artist herself, Edith Neff. Are they inside or outside? Where do you see sunlight and shadow? Notice how Ruth and her children are connected by a warm glow of light that brightens the orange, violet, blue, and yellow of their clothes.

How has Ruth Smith changed in the third panel? Ruth, now an older woman, stands next to her own mother, the artist's grandmother. Where are they standing? Look at their **faces**. What might they be thinking or feeling? Notice how Ruth is standing arm in arm with her own mother. What does this convey about their relationship?

What story does the artist paint about her mother?

On the next page:

Create a **triptych** portrait that tells a story about someone you know in **three** parts. Decide if you want to hold your paper horizontally or vertically.

Your story could be about a family member, pet, or friend. It could be a story about three activities they like to do; or images of them at three different ages; or how you see them from the front, the back, and **profile** (side).

Draw the figures in your story. Add objects, clothing, and details that convey something important about the story.

Think about where the story is taking place. Will it be inside, outside, or both? Is it a sunny or cloudy day?

Use **colors** to connect the images.





HELEN CORSON HOVENDEN

American, 1846-1935

The Concert

1890

Oil on canvas

Woodmere Art Museum: Gift of Amy and David Dufour

In this painting, Helen Corson Hovenden paints a special moment between her daughter, Martha, and their family dog. What is Martha doing? What is the dog doing?

The artist places the companions up close and paints **details** that call attention to the most important parts. Look at the detail in the dog's eyes. What do they tell you about the dog? What other details are important?

The artist creates many different **textures** (the way something feels). Notice the differences between the fabric in Martha's blue dress, the softness of her skin, the curls of her hair, and the shiny metal of the harmonica. What textures do you see in the dog?

Though we see only Martha's cheek, ear, and hand, we sense her concentration and feel the captive response in her dog's eyes. **Light** washes over them in **contrast** to the dark, shadowy **background**. How do you think these two feel about one another?

Hovenden shares this tender interaction between her daughter and their dog. Why do you think the artist titled this *The Concert*?

On the next page:

Create a **self-portrait**, a picture of yourself.

What is one of your favorite things to do?

Include something important about yourself. It might be your choice of clothing, or a specific object such as a book, a game, sporting equipment, a hat, or perhaps a friend or pet.


Decide if you want your picture to be horizontal or vertical.

Draw yourself **large** and **up close**. Include as many **details** as possible.

Add **textures** to your hair, clothing, or the fur on your pet. Textures are created with patterns of lines and shapes. For example, a pattern of wavy lines can suggest wavy hair.



Focus attention on yourself by creating a dark **background**.





MICKAYEL THURIN

American, born 1987

Portrait of Benjamin Passione

2009

Acrylic and mixed-media on board

Woodmere Art Museum: Gift of Bill Scott, 2019

Mickayel Thurin depicts her husband, Benjamin Passione, with a rainbow of bright, **warm**, and **cool** colors. Warm and cool colors sit on opposite sides of the color wheel.

Look at the colors on Benjamin's ear, nose, lips, and neck. Here the artist uses red, yellow, and orange. **RED**, **YELLOW**, and **ORANGE** are in a color family called **WARM**. These are the colors of the sun and fire.

What colors did the artist use in Benjamin's hair (around the yellow ear); his shirt and collar; and his glasses? **BLUE**, **GREEN**, and **PURPLE** are in a color family called **COOL**. These are the colors of night, forests, and the ocean.

Look at Benjamin's shadow on the wall. We see a cool blue-green shadow against a warm wall of pale orange light.

By placing warm and cool colors next to each other, the artist creates lively **contrasts** and gives us a sense of her husband's personality. It is interesting to know that Benjamin is also an artist who creates paintings filled with many beautiful colors.



On the next page:


Draw a face! Make it large to take up most of the space of the picture.

You can draw your own face, a friend, family member, or a pet.

Choose **warm** and/or **cool** colors that best show their personality.

The warm colors of **RED**, **YELLOW**, and **ORANGE** are often bright and pop forward. The cool colors of **BLUE**, **GREEN**, and **PURPLE** can convey quiet and calm. When warm and cool colors are placed next to each other, they create a sense of energy.







TWINS SEVEN-SEVEN

Nigerian (active Philadelphia), 1944-2011

Winged Lion

Date unknown

Ink on paper

Woodmere Art Museum: Museum purchase, 2014

Twins Seven-Seven was born and grew up in Nigeria, a country in western Africa, and lived in Philadelphia for many years. His art was inspired by the mythology of his Yoruba culture and its traditions.

In this portrait, Twins Seven-Seven imagines a creature of a “winged lion.” What powers would a lion have with wings?

Twins Seven-Seven began by drawing the body **shapes** with thick **lines**, then filled in the shapes with highly detailed **patterns** of lines and **colors**.

Notice the patterns of flowers on its body and tail. What might be a reason Twins chose flowers for a pattern on the lion’s body?

How many faces do you see? Which face is wearing a crown? Which has a mane?

Look carefully at the details of the wings and mane. What do you see inside these shapes? Think about why the artist filled this creature with so many faces.


The Yoruba believe that ancestors are always present with the living. By painting hundreds of tiny faces throughout this creature, could Twins be representing the ancestors of the “winged lion”?



On the next page:

Color the patterns to make your own
“winged lion.”

Use the space below and create your own
imaginary creature. Combine two animals
together and fill it with patterns of shapes,
colors, faces, whatever you want, like Twins
Seven-Seven.



WoodmereArtMuseum
TELLING THE STORY OF PHILADELPHIA'S ART AND ARTISTS

© 2020 Woodmere Art Museum. All rights reserved.